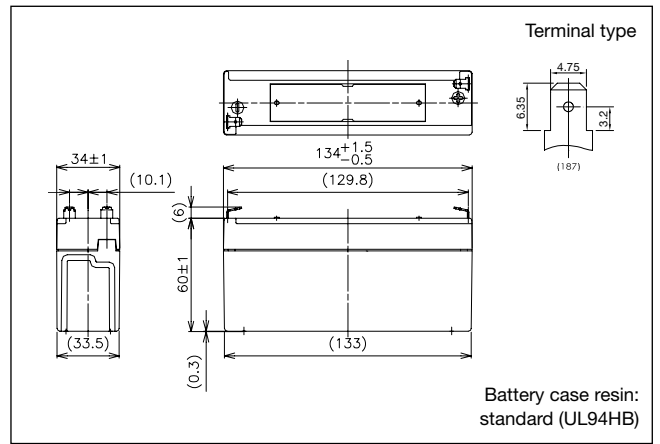


LC-R063R4P

For main and standby power supplies.
Expected trickle design life: 6 – 9 years at 20 °C according to Eurobat.



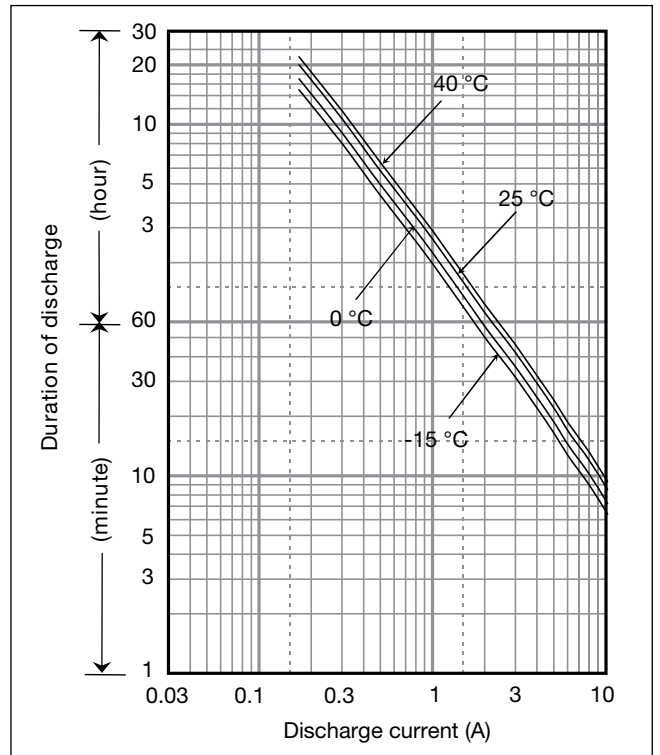
Dimensions (mm)



Specifications

Nominal voltage	6 V	
Nominal capacity (20 hour rate)	3.4 Ah	
Dimensions	Length	134 mm
	Width	34 mm
	Height	60 mm
	Total Height	66 mm
Approx. mass	0.62 kg	
Terminal	Faston 187	

Duration of discharge vs Discharge current



Characteristics

Capacity (25 °C)	20 hour rate	3.4 Ah
	10 hour rate	3.0 Ah
Internal resistance	Fully charged battery (25 °C)	30 mΩ
	40 °C	102 %
	25 °C	100 %
Temperature dependency of capacity (20 hour rate)	0 °C	85 %
	-15 °C	65 %
	Self discharge (25 °C)	After 3 months
	After 6 months	82 %
	After 12 months	64 %

Watt Table

(Wattage/Battery)

Cut-off V	3min	5min	10min	15min	20min	30min	45min	1h	1.5h	2h	3h	4h	5h	6h	10h	20h	24h
4.8V	102	80.6	52.6	40.2	33.7	25.1	17.7	14.2	9.76	7.55	5.62	4.32	3.56	2.86	1.90	1.03	0.858
4.95V	94.8	75.6	51.6	39.9	33.1	24.9	17.6	14.2	9.56	7.49	5.59	4.29	3.54	2.85	1.89	1.03	0.856
5.1V	87.4	70.8	50.2	39.1	32.6	24.6	17.5	13.9	9.37	7.30	5.54	4.26	3.51	2.83	1.87	1.02	0.853
5.25V	77.7	63.4	46.5	36.4	30.9	24.0	17.2	13.6	9.17	7.04	5.45	4.23	3.48	2.80	1.86	1.02	0.850
5.4V	65.6	56.1	41.5	33.9	30.1	23.2	16.9	13.4	8.92	6.71	5.34	4.18	3.39	2.75	1.84	1.01	0.844

Ampere Table

(Ampere/Battery)

Cut-off V	3min	5min	10min	15min	20min	30min	45min	1h	1.5h	2h	3h	4h	5h	6h	10h	20h	24h
4.8V	18.4	14.4	9.40	6.99	5.81	4.30	3.02	2.41	1.65	1.27	0.944	0.722	0.595	0.478	0.316	0.171	0.143
4.95V	17.0	13.6	9.21	6.94	5.71	4.25	3.00	2.41	1.62	1.27	0.940	0.718	0.590	0.476	0.315	0.171	0.143
5.1V	15.7	12.7	8.97	6.80	5.62	4.20	2.97	2.36	1.59	1.23	0.930	0.713	0.586	0.472	0.312	0.170	0.142
5.25V	14.0	11.4	8.31	6.33	5.34	4.11	2.93	2.31	1.55	1.19	0.916	0.708	0.581	0.467	0.310	0.170	0.142
5.4V	11.8	10.1	7.41	5.90	5.19	3.97	2.88	2.27	1.51	1.13	0.897	0.699	0.567	0.459	0.307	0.169	0.141

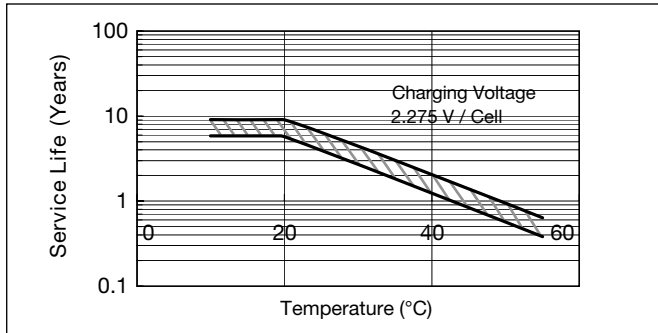
Charging Method

Cycle use	Control voltage: 7.25 - 7.45 V; Initial current: 1.36 A or smaller
Trickle use	Control voltage: 6.8 - 6.9 V; Initial current: 0.51 A or smaller

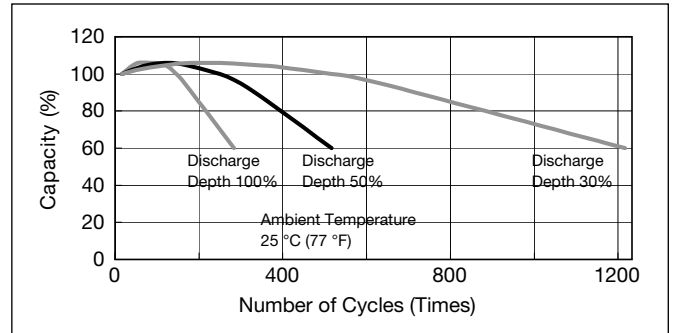
Cut off voltage

Discharge current	0.17A - 0.68 A	0.68 A - 1.7 A	1.7 A - 3.4 A	3.4 A - 6.8 A	6.8 A - 10.2 A
Cut off voltage (V)	5.25	5.1	4.95	4.65	4.35

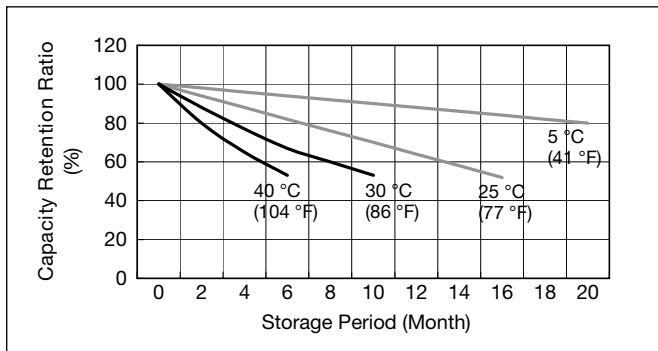
Influence of Temperature on Trickle life



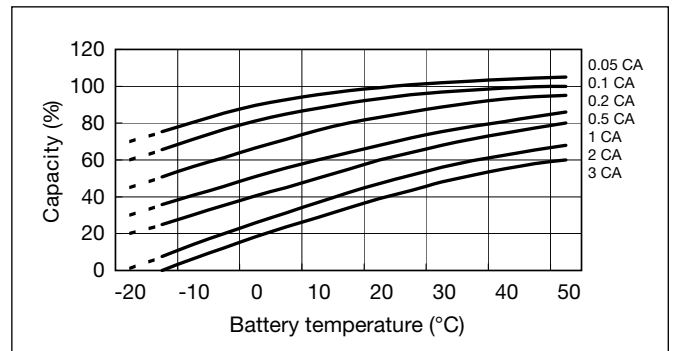
Cycle life vs Depth of discharge



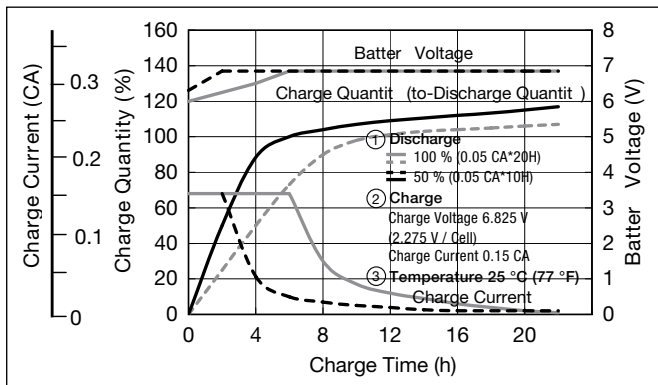
Residual capacity vs storage period



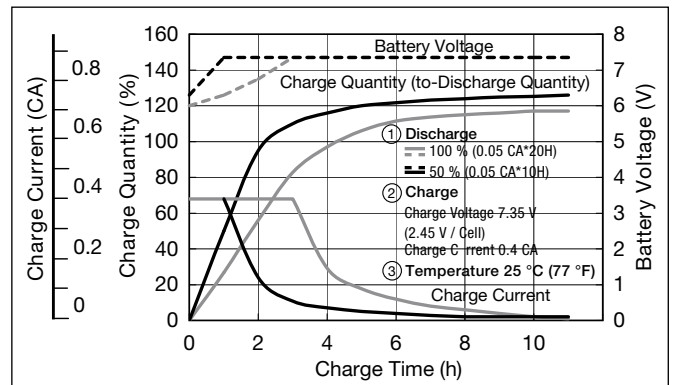
Discharge capacity by temperature and by discharge current



Constant-voltage and constant-current charge characteristics for Trickle use



Constant-voltage and constant-current charge characteristics for Cycle use



Discharge characteristics

