

LC-RA1212PG

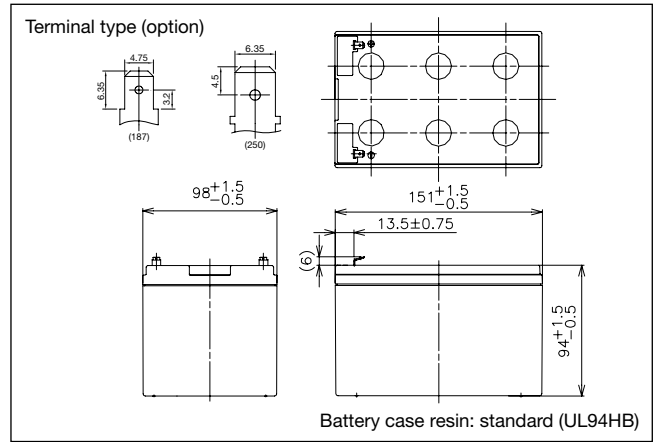
For main and standby power supplies. Expected trickle design life: 6 – 9 years at 20 °C according to Eurobat.

VdS

G100001



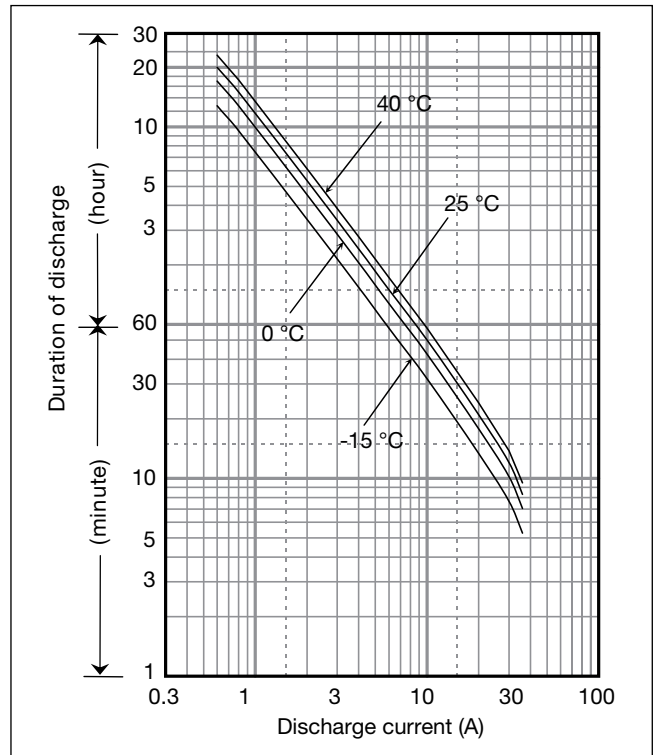
Dimensions (mm)



Specifications

Nominal voltage	12 V	
Nominal capacity (20 hour rate)	12 Ah	
Dimensions	Length	151 mm
	Width	98 mm
	Height	94 mm
	Total Height	100 mm
Approx. mass	3.8 kg	
Terminal	Faston 187 or Faston 250 with hole	

Duration of discharge vs Discharge current



Characteristics

Capacity (25 °C)	20 hour rate 10 hour rate 5 hour rate 1 hour rate	12.0 Ah 11.3 Ah 10.4 Ah 8.1 Ah
Internal resistance	Fully charged battery (25 °C)	30 mΩ
Temperature dependency of capacity (20 hour rate)	40 °C	102 %
	25 °C	100 %
	0 °C	85 %
	-15 °C	65 %
Self discharge (25 °C)	After 3 months	91 %
	After 6 months	82 %
	After 12 months	64 %

Watt Table

(Wattage/Battery)

Cut-off V	3min	5min	10min	15min	20min	30min	45min	1h	1.5h	2h	3h	4h	5h	6h	10h	20h	24h
9.6V	679	559	384	298	247	183	137	105	70.3	54.5	38.1	28.8	24.1	21.7	13.3	7.22	6.02
9.9V	649	537	373	288	241	177	135	104	69.9	54.2	37.8	28.8	24.1	21.7	13.3	7.22	6.02
10.2V	607	506	363	282	235	177	134	102	69.1	53.9	37.5	28.8	24.0	21.6	13.2	7.21	6.01
10.5V	556	475	343	271	231	172	133	100	68.5	53.3	36.9	28.7	24.0	21.6	13.2	7.20	6.00
10.8V	495	434	321	261	225	166	123	98	66.1	52.1	36.3	28.4	23.8	21.5	13.1	7.18	5.98

Ampere Table

(Ampere/Battery)

Cut-off V	3min	5min	10min	15min	20min	30min	45min	1h	1.5h	2h	3h	4h	5h	6h	10h	20h	24h
9.6V	61.1	50.1	34.3	25.9	21.3	15.6	11.7	8.90	5.95	4.60	3.20	2.41	2.01	1.81	1.11	0.602	0.502
9.9V	58.4	48.2	33.3	25.0	20.8	15.1	11.5	8.80	5.92	4.58	3.18	2.41	2.01	1.81	1.11	0.602	0.502
10.2V	54.6	45.4	32.4	24.5	20.3	15.1	11.4	8.70	5.85	4.55	3.15	2.41	2.00	1.80	1.10	0.601	0.501
10.5V	50.0	42.6	30.6	23.6	19.9	14.7	11.3	8.50	5.80	4.50	3.10	2.40	2.00	1.80	1.10	0.600	0.500
10.8V	44.5	38.9	28.7	22.7	19.4	14.2	10.5	8.30	5.60	4.40	3.05	2.38	1.99	1.79	1.09	0.598	0.498

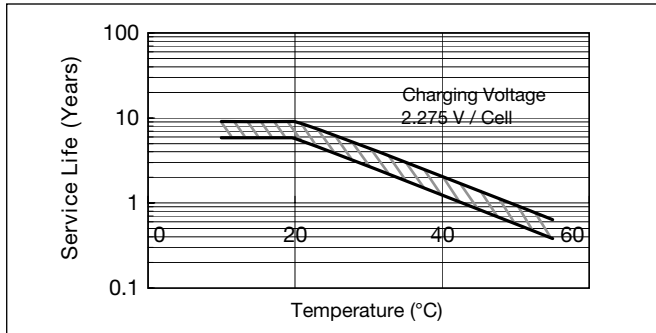
Charging Method

Cycle use	Control voltage: 14.5 - 14.9 V; Initial current: 4.8 A or smaller
Trickle use	Control voltage: 13.6 - 13.8 V; Initial current: 1.8 A or smaller

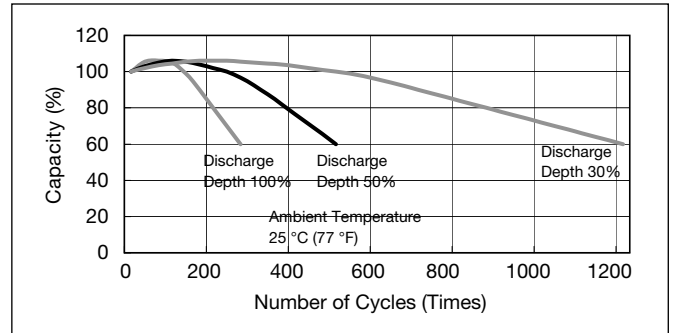
Cut off voltage

Discharge current	0.6 A - 2.4 A	2.4 A - 6 A	6 A - 12 A	12 A - 24 A	24 A - 36 A
Cut off voltage (V)	10.5	10.2	9.9	9.3	8.7

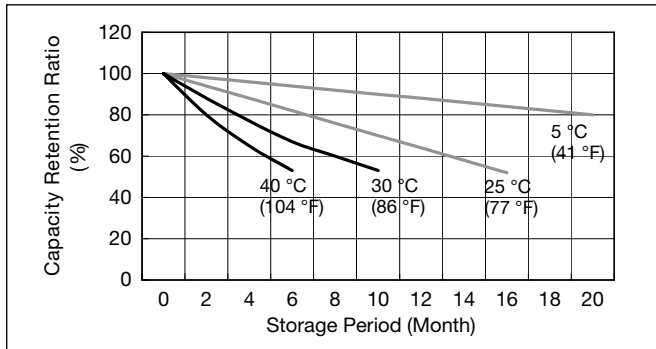
Influence of Temperature on Trickle life



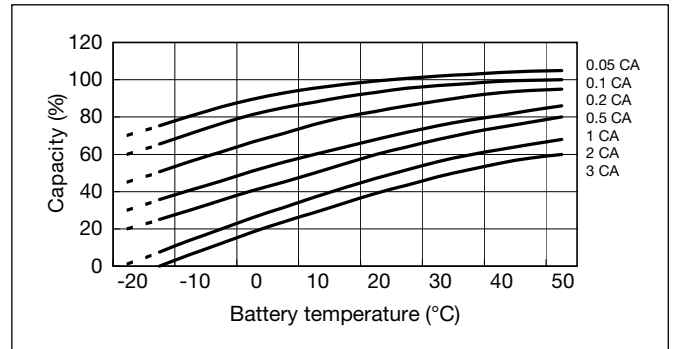
Cycle life vs Depth of discharge



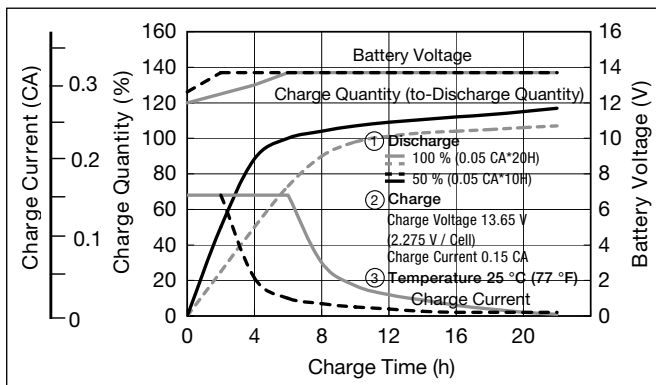
Residual capacity vs storage period



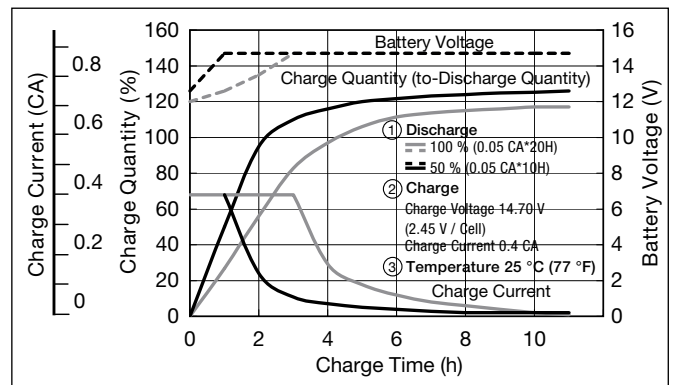
Discharge capacity by temperature and by discharge current



Constant-voltage and constant-current charge characteristics for Trickle use



Constant-voltage and constant-current charge characteristics for Cycle use



Discharge characteristics

